


































EWS 80 RESULTS

Pos	Plate	Name Team	Nat EWS number	Stage 1	Pos	Stage 2	Pos	Stage 3	Pos	Stage 4	Pos	Penalties	Time	Gap
EWS80 CHALLENGED ATHLETES														
DNF	8153	SIMONSON Sean		0:37:53.18		0:40:53.28		0:49:42.00		0:52:40.59				
EWS80 MEN														
1	8044	HANSON Leon		0:06:46.18	2	<u>0:05:45.75</u>	1	<u>0:09:42.15</u>	1	0:04:29.47	3		0:26:43.55	
2	1087	OSWALD Jake		<u>0:06:39.27</u>	1	0:05:49.50	2	0:09:57.12	3	<u>0:04:25.93</u>	1		0:26:51.82	+0:00:08.27
3	8002	HAGN Juan Guillermo		0:06:57.50	4	0:06:02.18	6	0:09:51.77	2	0:04:29.63	4		0:27:21.08	+0:00:37.53
4	8031	WILD Benjamin		0:06:55.23	3	0:05:59.17	4	0:10:06.77	4	0:04:31.90	6		0:27:33.07	+0:00:49.52
5	8005	NORTON Jeff		0:07:13.05	10	0:06:09.73	8	0:10:13.54	5	0:04:30.59	5		0:28:06.91	+0:01:23.36
6	1137	JEPPSON Tanton		0:07:07.27	9	0:05:59.32	5	0:10:16.08	6	0:04:46.81	12		0:28:09.48	+0:01:25.93
7	8035	ALARCON Christian		0:07:06.65	7	0:06:13.72	9	0:10:16.73	7	0:04:39.60	8		0:28:16.70	+0:01:33.15
8	8013	BRISTON Charlie		0:06:58.42	6	0:06:14.75	10	0:10:30.36	9	0:04:41.73	10		0:28:25.26	+0:01:41.71
9	8057	JOY Kelly		0:07:13.46	11	0:06:09.52	7	0:10:30.30	8	0:04:38.96	7		0:28:32.24	+0:01:48.69
10	8009	LUSE Ryan		0:07:20.45	12	0:06:15.94	11	0:10:37.37	10	0:04:40.49	9		0:28:54.25	+0:02:10.70












EWS 80 RESULTS

Pos	Plate	Name Team	Nat EWS number	Stage 1	Pos	Stage 2	Pos	Stage 3	Pos	Stage 4	Pos	Penalties	Time	Gap
EWS80 MEN														
11	8033	PELIKAN Daniel	 USA.1988.25735	0:07:06.67	8	0:06:28.90	16	0:10:37.63	11	0:04:44.16	11		0:28:57.36	+0:02:13.81
12	8007	TABELLION Eric		0:07:39.43	20	0:06:28.73	15	0:10:42.98	13	0:04:50.52	13		0:29:41.66	+0:02:58.11
13	8056	LUSK Adam		0:07:39.75	21	0:06:26.52	14	0:10:41.13	12	0:04:55.55	15		0:29:42.95	+0:02:59.40
14	8010	TEMPUS Morgan		0:07:35.97	17	0:06:22.08	13	0:10:51.59	14	0:04:57.07	18		0:29:46.71	+0:03:03.16
15	8036	AUSTERMAN Rob		0:07:34.09	16	0:06:20.92	12	0:11:00.31	18	0:04:58.36	20		0:29:53.68	+0:03:10.13
16	8059	ROBERTS Ryan		0:07:32.72	14	0:06:32.50	19	0:10:54.32	15	0:04:59.38	21		0:29:58.92	+0:03:15.37
17	8047	CANTRELL Collen		0:07:34.02	15	0:06:30.38	18	0:11:02.75	20	0:04:54.77	14		0:30:01.92	+0:03:18.37
18	8003	SO Kevin		0:07:37.57	19	0:06:34.88	20	0:10:59.39	17	0:05:05.12	22		0:30:16.96	+0:03:33.41
19	8012	HARMON Brent		0:07:53.60	25	0:06:43.95	25	0:11:11.24	22	0:04:57.15	19		0:30:45.94	+0:04:02.39
20	8006	MUKHAR Davon		0:08:01.85	26	0:06:50.09	27	0:11:00.47	19	0:04:55.98	16		0:30:48.39	+0:04:04.84
21	1086	DOYLE Kyle		0:06:58.23	5	0:05:55.90	3	0:13:33.97	37	0:04:26.79	2		0:30:54.89	+0:04:11.34












EWS 80 RESULTS

Pos	Plate	Name Team	Nat EWS number	Stage 1	Pos	Stage 2	Pos	Stage 3	Pos	Stage 4	Pos	Penalties	Time	Gap
EWS80 MEN														
22	8054	STEPHENSON Matt		0:08:30.25	34	0:06:40.75	22	0:10:58.27	16	0:04:56.28	17		0:31:05.55	+0:04:22.00
23	1145	PAGE Michael		0:07:50.37	23	0:06:41.92	23	0:11:18.76	23	0:05:17.12	26		0:31:08.17	+0:04:24.62
24	8014	KRUISHEER Austin		0:07:36.20	18	0:06:59.72	28	0:11:22.65	25	0:05:12.15	24		0:31:10.72	+0:04:27.17
25	8032	GOMEZ Francisco		0:07:52.98	24	0:06:42.78	24	0:11:19.21	24	0:05:20.35	27		0:31:15.32	+0:04:31.77
26	8053	BRON Dennis		0:08:03.47	27	0:07:01.05	30	0:11:32.05	26	0:05:13.60	25		0:31:50.17	+0:05:06.62
27	8008	FORGY Andrew		0:08:24.98	30	0:06:44.58	26	0:11:33.52	27	0:05:21.18	28		0:32:04.26	+0:05:20.71
28	8043	CICIARELLI Cody		0:08:15.57	29	0:07:10.80	34	0:12:02.57	28	0:05:31.37	30		0:33:00.31	+0:06:16.76
29	8004	DUNCAN Grant		0:08:04.37	28	0:07:07.23	32	0:12:10.54	29	0:05:42.12	31		0:33:04.26	+0:06:20.71
30	8052	DARCY Matt		0:08:30.11	33	0:07:04.56	31	0:12:14.07	31	0:05:57.30	32		0:33:46.04	+0:07:02.49
31	8045	PARTLAN Ryan		0:08:25.78	31	0:07:01.00	29	0:13:22.75	35	0:05:10.56	23		0:34:00.09	+0:07:16.54
32	8051	MCKEEVER Cheyne		0:08:27.21	32	0:07:29.30	36	0:12:47.12	34	0:06:10.27	33		0:34:53.90	+0:08:10.35












EWS 80 RESULTS

Pos	Plate	Name Team	Nat EWS number	Stage 1	Pos	Stage 2	Pos	Stage 3	Pos	Stage 4	Pos	Penalties	Time	Gap
EWS80 MEN														
33	8039	SIRANOSIAN Benjamin		0:09:34.57	39	0:07:16.97	35	0:12:13.52	30	0:06:31.85	35		0:35:36.91	+0:08:53.36
34	1154	BRANSON Chris		0:09:32.10	38	0:07:49.33	38	0:12:43.42	33	0:06:12.66	34		0:36:17.51	+0:09:33.96
35	1163	MCCARTHY Michael		0:08:42.92	35	0:07:57.10	40	0:13:46.50	38	0:06:38.50	36		0:37:05.02	+0:10:21.47
36	1160	RICH Chris		0:09:12.59	36	0:07:52.90	39	0:13:25.70	36	0:07:01.03	39		0:37:32.22	+0:10:48.67
37	8034	GREGORSKI Charles		0:09:21.21	37	0:07:49.10	37	0:13:47.03	39	0:06:40.46	37		0:37:37.80	+0:10:54.25
38	1149	LUBOSCH Dominic		0:10:00.05	40	0:08:26.05	41	0:14:13.57	40	0:06:52.13	38		0:39:31.80	+0:12:48.25
39	8011	CROY Steven		0:07:40.27	22	0:06:35.27	21	0:17:26.18	41	0:09:16.40	40		0:40:58.12	+0:14:14.57
40	8038	CRISTOFALO Eric		0:29:27.42	41	0:07:10.60	33	0:12:15.37	32	0:05:21.42	29		0:54:14.81	+0:27:31.26
DNF	1132	GILFETHER Patrick		0:07:21.73	13	0:06:29.18	17	0:11:03.60	21					
DNS	8015	CARR Chadd												
DNS	8040	TIMMERMANS Collin												












EWS 80 RESULTS

Pos	Plate	Name Team	Nat EWS number	Stage 1	Pos	Stage 2	Pos	Stage 3	Pos	Stage 4	Pos	Penalties	Time	Gap
EWS80 MEN														
DNS	8049	FINCK Kyle												
EWS80 MEN Master 40+														
1	8097	PRITCHETT Jon		0:06:53.85	1	0:06:14.17	3	0:10:10.94	1	0:04:31.03	1		0:27:49.99	
2	8095	RODRIGUEZ Jamey		0:07:20.75	5	0:06:06.92	1	0:10:27.48	2	0:04:39.22	3		0:28:34.37	+0:00:44.38
3	8110	AMNUAYPAYOAT Peter		0:07:27.85	7	0:06:13.80	2	0:10:48.85	5	0:04:36.79	2		0:29:07.29	+0:01:17.30
4	8125	LURA Jerry		0:07:29.89	8	0:06:20.62	5	0:10:41.57	4	0:04:47.79	4		0:29:19.87	+0:01:29.88
5	8098	HARRISON Schuyler		0:07:16.90	2	0:06:18.02	4	0:10:27.58	3	0:05:24.47	14		0:29:26.97	+0:01:36.98
6	8107	LEON Frank		0:07:19.47	3	0:06:22.23	7	0:10:50.44	7	0:05:00.28	8		0:29:32.42	+0:01:42.43
7	8111	WATSON Erin		0:07:20.40	4	0:06:26.32	8	0:10:54.70	8	0:05:04.65	9		0:29:46.07	+0:01:56.08
8	8096	CLEM William		0:07:44.03	11	0:06:28.58	10	0:10:49.31	6	0:04:50.38	5		0:29:52.30	+0:02:02.31
9	8094	MORVAY Jason		0:07:27.12	6	0:06:28.04	9	0:11:07.80	11	0:05:16.43	12		0:30:19.39	+0:02:29.40
10	8105	BUHOLZ Rusty		0:07:37.35	10	0:06:21.91	6	0:11:26.38	12	0:05:08.06	10		0:30:33.70	+0:02:43.71












EWS 80 RESULTS

Pos	Plate	Name Team	Nat EWS number	Stage 1	Pos	Stage 2	Pos	Stage 3	Pos	Stage 4	Pos	Penalties	Time	Gap
EWS80 MEN Master 40+														
11	8104	ICANBERRY Ryan		0:07:49.50	13	0:06:40.25	11	0:11:05.33	10	0:04:58.83	6		0:30:33.91	+0:02:43.92
12	8126	SEYMOUR Scott		0:07:30.68	9	0:06:43.45	12	0:11:04.41	9	0:05:16.21	11		0:30:34.75	+0:02:44.76
13	8060	VAN RUITEN Tom		0:07:45.00	12	0:07:02.00	15	0:11:33.11	14	0:04:59.84	7		0:31:19.95	+0:03:29.96
14	8100	ALECOCK Matthew		0:08:01.92	14	0:06:53.73	13	0:12:02.35	16	0:05:19.58	13		0:32:17.58	+0:04:27.59
15	8123	OWEN Mark	 USA.1970.25663	0:08:23.23	17	0:07:02.48	16	0:11:31.12	13	0:05:37.50	16		0:32:34.33	+0:04:44.34
16	8103	BIXLER Rob		0:08:15.20	16	0:07:07.25	17	0:11:48.50	15	0:05:27.00	15		0:32:37.95	+0:04:47.96
17	8109	OLSON Donny		0:08:13.23	15	0:06:54.52	14	0:12:19.72	17	0:05:49.12	17		0:33:16.59	+0:05:26.60
18	8061	WENDLING Matt		0:09:19.00	18	0:08:05.73	18	0:14:14.55	19	0:07:40.31	19		0:39:19.59	+0:11:29.60
19	8106	HUFFMAN William		0:09:53.14	20	0:08:57.72	20	0:14:05.08	18	0:07:14.75	18		0:40:10.69	+0:12:20.70
20	8108	EKMAN Jason		0:09:42.25	19	0:08:30.27	19	0:15:49.30	20	0:08:43.47	20		0:42:45.29	+0:14:55.30
DNF	8099	WAINSCOTT Andrew		0:11:46.17	21	0:15:02.07	21							












EWS 80 RESULTS

Pos	Plate	Name Team	Nat EWS number	Stage 1	Pos	Stage 2	Pos	Stage 3	Pos	Stage 4	Pos	Penalties	Time	Gap
EWS80 MEN Under 21														
1	8157	KELLER Jake		0:06:34.45	1	0:05:33.60	1	0:09:21.70	1	0:04:16.63	2		0:25:46.38	
2	8017	HAZEN William	 USA.2002.26823	0:06:42.75	2	0:05:39.86	2	0:09:48.12	3	0:04:14.13	1		0:26:24.86	+0:00:38.48
3	8025	DUARTE John		0:06:47.29	3	0:05:54.50	4	0:09:46.40	2	0:04:49.45	7		0:27:17.64	+0:01:31.26
4	8024	BRIGGS Brody		0:06:59.37	4	0:05:52.40	3	0:09:57.07	4	0:04:32.76	4		0:27:21.60	+0:01:35.22
5	8028	JEWETT Austin		0:07:11.13	7	0:06:00.90	6	0:10:09.05	5	0:04:32.38	3		0:27:53.46	+0:02:07.08
6	8026	JENSEN Lars		0:07:01.67	5	0:06:09.39	7	0:10:31.89	6	0:04:39.39	5		0:28:22.34	+0:02:35.96
7	8030	EVANS Tucker		0:07:25.60	8	0:06:24.02	8	0:11:17.71	9	0:04:56.46	8		0:30:03.79	+0:04:17.41
8	8021	SEGALI Bryant	 USA.2002.27782	0:07:43.10	9	0:06:46.60	9	0:11:14.15	8	0:05:07.39	9		0:30:51.24	+0:05:04.86
9	8019	SLOVENSKY Scott		0:08:03.44	10	0:07:46.47	11	0:11:09.40	7	0:05:11.09	10		0:32:10.40	+0:06:24.02
10	8022	COOPER Patrick		0:09:07.10	11	0:07:17.83	10	0:12:35.62	10	0:05:35.30	11		0:34:35.85	+0:08:49.47
11	8029	BELL Haitham		0:07:04.82	6	0:05:58.65	5	0:17:02.62	11	0:04:49.33	6		0:34:55.42	+0:09:09.04












EWS 80 RESULTS

Pos	Plate	Name Team	Nat EWS number	Stage 1	Pos	Stage 2	Pos	Stage 3	Pos	Stage 4	Pos	Penalties	Time	Gap
EWS80 MEN Under 21														
DNS	8016	RICHMOND Stephen	 USA.2000.24980											
EWS80 MEN Vet 50+														
1	8113	PHREANER Dave		0:07:11.82	1	0:06:09.12	1	0:10:26.12	1	0:04:42.48	1		0:28:29.54	
2	8048	POLLICK Thomas		0:07:47.61	2	0:06:49.90	3	0:11:29.65	2	0:05:03.72	2		0:31:10.88	+0:02:41.34
3	8112	ECHELMEIER Michael		0:07:49.10	3	0:06:42.18	2	0:11:37.45	3	0:05:14.97	3		0:31:23.70	+0:02:54.16
4	8117	OLRICH Krage		0:08:00.10	4	0:06:56.90	4	0:11:52.94	5	0:05:26.46	5		0:32:16.40	+0:03:46.86
5	8122	VARGAS Gabriel		0:08:05.38	5	0:07:04.37	5	0:11:46.47	4	0:05:24.65	4		0:32:20.87	+0:03:51.33
6	8115	AJ BROSTOWICZ		0:08:40.32	6	0:07:26.61	6	0:12:27.37	6	0:05:55.48	6		0:34:29.78	+0:06:00.24
7	8121	LUCCHESI Tony		0:09:35.77	8	0:07:27.83	7	0:13:17.11	7	0:06:14.82	7		0:36:35.53	+0:08:05.99
8	8118	GUASCH Walter		0:10:10.88	9	0:08:33.87	9	0:16:53.28	8	0:09:24.23	8		0:45:02.26	+0:16:32.72
DNF	8116	JOHNSON A J		0:09:03.00	7	0:08:06.30	8							
DNS	8119	BLOSS Wolff												












EWS 80 RESULTS

Pos	Plate	Name Team	Nat EWS number	Stage 1	Pos	Stage 2	Pos	Stage 3	Pos	Stage 4	Pos	Penalties	Time	Gap
EWS80 MEN Youth 13-14														
1	8089	MURPHY Aiden		0:07:44.60	2	<u>0:06:05.88</u>	1	<u>0:10:16.33</u>	1	<u>0:04:33.18</u>	1		0:28:39.99	
2	8092	ANDERSON Seth		<u>0:07:36.48</u>	1	0:06:28.24	2	0:10:45.60	2	0:04:55.40	2		0:29:45.72	+0:01:05.73
3	8070	JOHNSON Jason		0:08:08.68	4	0:06:43.33	3	0:11:41.31	4	0:05:05.59	3		0:31:38.91	+0:02:58.92
4	8091	BRINTON Trevor		0:07:59.40	3	0:07:17.62	5	0:11:22.00	3	0:05:24.14	5		0:32:03.16	+0:03:23.17
5	8090	STARTSEV Matt		0:08:12.88	5	0:07:01.87	4	0:11:48.13	5	0:05:21.57	4		0:32:24.45	+0:03:44.46
EWS80 MEN Youth 15-16														
1	8068	SNOW Jakob	 USA.2003.24674	0:06:25.18	2	0:05:33.14	2	<u>0:09:20.22</u>	1	<u>0:04:07.47</u>	1		0:25:26.01	
2	8066	SCRANTON Gavyn		<u>0:06:20.87</u>	1	<u>0:05:28.22</u>	1	0:09:42.32	4	0:04:21.60	5		0:25:53.01	+0:00:27.00
3	8065	JEFFERY Ethan		0:06:41.72	3	0:05:44.37	4	0:09:41.77	3	0:04:17.56	4		0:26:25.42	+0:00:59.41
4	8086	BOUCHER Travis		0:06:54.89	7	0:05:47.65	5	0:10:02.88	7	0:04:23.45	7		0:27:08.87	+0:01:42.86
5	8063	BIXLER Aiden		0:07:09.99	10	0:05:51.79	8	0:09:45.58	5	0:04:21.95	6		0:27:09.31	+0:01:43.30
6	8075	FLETCHER Zane		0:06:47.77	4	0:05:39.95	3	0:09:38.75	2	0:04:11.58	2	0:01:00.00	0:27:18.05	+0:01:52.04












EWS 80 RESULTS

Pos	Plate	Name Team	Nat EWS number	Stage 1	Pos	Stage 2	Pos	Stage 3	Pos	Stage 4	Pos	Penalties	Time	Gap
EWS80 MEN Youth 15-16														
7	8074	PRITCHETT Anthony		0:07:10.92	11	0:05:59.65	10	0:09:58.82	6	0:04:15.18	3		0:27:24.57	+0:01:58.56
8	8073	COOK Ryder		0:06:50.38	6	0:05:54.82	9	0:10:07.64	9	0:04:34.87	10		0:27:27.71	+0:02:01.70
9	8027	RENFRO Coleman		0:06:59.69	8	0:06:01.32	11	0:10:03.99	8	0:04:26.36	8		0:27:31.36	+0:02:05.35
10	8067	WOLFE Brody		0:07:05.57	9	0:06:03.72	13	0:10:22.30	11	0:04:43.31	13		0:28:14.90	+0:02:48.89
11	8069	ALEXANDER Ethan		0:07:27.58	14	0:06:03.05	12	0:10:32.32	12	0:04:27.01	9		0:28:29.96	+0:03:03.95
12	8082	BEASLEY Matthew		0:07:21.65	12	0:05:51.60	7	0:10:11.12	10	0:05:21.94	19		0:28:46.31	+0:03:20.30
13	8072	JOHNSON Kevin		0:07:28.45	15	0:06:19.10	15	0:11:02.98	14	0:04:39.80	12		0:29:30.33	+0:04:04.32
14	8078	MARTON Luke		0:07:41.50	18	0:06:19.28	16	0:10:55.57	13	0:04:47.32	14		0:29:43.67	+0:04:17.66
15	8071	EYRE Ethan		0:07:57.70	19	0:06:56.88	20	0:11:11.12	15	0:04:58.66	15		0:31:04.36	+0:05:38.35
16	8079	ISAACS Tate		0:08:26.99	21	0:06:56.30	19	0:11:21.85	16	0:05:26.90	20		0:32:12.04	+0:06:46.03
17	8064	LEONHART Jake		0:07:41.07	17	0:06:37.93	18	0:13:37.52	17	0:05:01.69	16		0:32:58.21	+0:07:32.20









EWS 80 RESULTS

Pos	Plate	Name Team	Nat EWS number	Stage 1	Pos	Stage 2	Pos	Stage 3	Pos	Stage 4	Pos	Penalties	Time	Gap
EWS80 MEN Youth 15-16														
18	8077	JT FISHER		0:06:48.58	5	0:05:49.59	6	0:16:38.21	20	0:04:38.60	11		0:33:54.98	+0:08:28.97
19	8083	KASTIGAR Andrew		0:08:13.68	20	0:07:11.89	21	0:13:54.65	18	0:05:41.72	21		0:35:01.94	+0:09:35.93
20	8093	MORVAY Sterling		0:07:38.45	16	0:06:34.06	17	0:16:03.05	19	0:05:16.92	18		0:35:32.48	+0:10:06.47
21	8084	JENSEN Erik		0:07:22.51	13	0:06:13.95	14	0:18:31.35	21	0:05:02.52	17		0:37:10.33	+0:11:44.32
DNS	8076	FISHER Brandon												
DNS	8062	WENDLING Dylan												
DNS	8085	WAGNECHT Seth												
EWS80 WOMEN														
1	8134	SECKMAN Cassidy		<u>0:08:50.58</u>	1	<u>0:07:18.74</u>	1	<u>0:12:53.20</u>	1	<u>0:05:38.57</u>	1		0:34:41.09	
2	8138	HELMUTH Lindsay		0:08:56.08	2	0:07:40.94	2	0:15:12.33	2	0:06:17.34	2		0:38:06.69	+0:03:25.60
3	8137	VOELKER Dorothy		0:10:13.89	3	0:08:46.96	5	0:15:26.27	3	0:07:11.65	4		0:41:38.77	+0:06:57.68
4	8140	SCHNEIDER Emilie		0:10:39.15	4	0:08:45.75	4	0:15:34.52	5	0:07:05.78	3		0:42:05.20	+0:07:24.11

EWS 80 RESULTS

Pos	Plate	Name Team	Nat EWS number	Stage 1	Pos	Stage 2	Pos	Stage 3	Pos	Stage 4	Pos	Penalties	Time	Gap
EWS80 WOMEN														
5	8143	RAFTER Kim		0:10:55.05	5	0:09:04.71	6	0:15:30.54	4	0:07:27.78	6		0:42:58.08	+0:08:16.99
6	8139	PETERSON Jenna		0:11:08.50	6	0:08:30.63	3	0:16:18.87	6	0:07:25.89	5		0:43:23.89	+0:08:42.80
7	8148	KOESTER Rache		0:12:37.03	7	0:11:41.02	7	0:19:02.75	7	0:08:47.07	7		0:52:07.87	+0:17:26.78
EWS80 WOMEN Master 35+														
1	8135	PETERS Amanda		<u>0:08:01.10</u>	1	<u>0:06:36.22</u>	1	<u>0:11:20.07</u>	1	<u>0:05:12.67</u>	1		0:31:10.06	
2	8146	ELLSWORTH Nicole		0:09:08.79	5	0:07:19.43	2	0:12:28.62	2	0:05:43.78	2		0:34:40.62	+0:03:30.56
3	8136	DEETZ Katrin		0:09:04.99	3	0:07:56.15	6	0:12:30.65	3	0:05:55.90	3		0:35:27.69	+0:04:17.63
4	8141	KAGAN Rachel		0:08:54.95	2	0:07:33.53	3	0:13:30.47	5	0:06:18.59	4		0:36:17.54	+0:05:07.48
5	8150	HOWLE Alexis		0:09:12.00	6	0:07:40.38	4	0:13:37.03	6	0:07:05.12	5		0:37:34.53	+0:06:24.47
6	8127	SEYMOUR Rachel		0:09:07.33	4	0:07:47.10	5	0:13:27.37	4	0:07:17.97	7		0:37:39.77	+0:06:29.71
7	8142	FALK Nicole		0:10:14.57	9	0:08:26.50	8	0:14:50.40	7	0:07:25.03	8		0:40:56.50	+0:09:46.44
8	8152	DAVENPORT Carol		0:10:04.80	8	0:08:32.40	9	0:15:58.56	9	0:07:14.40	6		0:41:50.16	+0:10:40.10

EWS 80 RESULTS

Pos	Plate	Name Team	Nat EWS number	Stage 1	Pos	Stage 2	Pos	Stage 3	Pos	Stage 4	Pos	Penalties	Time	Gap
EWS80 WOMEN Master 35+														
9	8145	KREBS Kassiofia	 USA.1984.30332	0:11:05.20	10	0:09:26.97	10	0:16:07.78	10	0:07:52.25	9		0:44:32.20	+0:13:22.14
DNF	8147	RUSSO Deena	 USA.1979.26803	0:09:47.75	7	0:08:11.88	7	0:15:27.59	8					
DNF	8149	IPPOLITO Maria		0:18:58.94	11									
EWS80 WOMEN Under 21														
1	8129	CRAFT Macy	 USA.2002.26704	<u>0:07:53.71</u>	1	<u>0:06:47.47</u>	1	<u>0:12:01.50</u>	1	<u>0:05:27.24</u>	1		0:32:09.92	
2	8130	SMITH Morgan	 USA.2001.26557	0:11:01.33	2	0:08:36.00	2	0:13:59.28	2	0:06:44.80	2		0:40:21.41	+0:08:11.49
EWS80 WOMEN Youth 13-16														
1	8132	MCCALED Erin		<u>0:08:05.67</u>	1	<u>0:06:32.98</u>	1	<u>0:11:15.65</u>	1	<u>0:05:06.18</u>	1	0:01:00.00	0:32:00.48	
2	8131	BIXLER Erin		0:08:19.85	2	0:06:58.85	2	0:11:42.57	2	0:05:10.86	2		0:32:12.13	+0:00:11.65
3	8133	HARRIS Naomie		0:08:38.73	3	0:07:10.21	3	0:12:09.50	3	0:05:42.81	3		0:33:41.25	+0:01:40.77

EWS 80 RESULTS

Penalties details

Plate	Name	Penalty	Description	Location
8075	FLETCHER Zane	00:01:00	Late at check point	Return Day 1
8132	MCCALED Erin	00:01:00	Late at check point	Return Day 1

Statistics

Entries / Nations	Finished	DNF	DSQ	DNS	Weather	Temperature	Distance	Elevation
140 / 5	126	6	0	8	Sunny	27 °C / 80 °F	25.2 km	+234 m / -1,600 m

DNF: did not finish · DNS: did not start · DSQ: disqualified